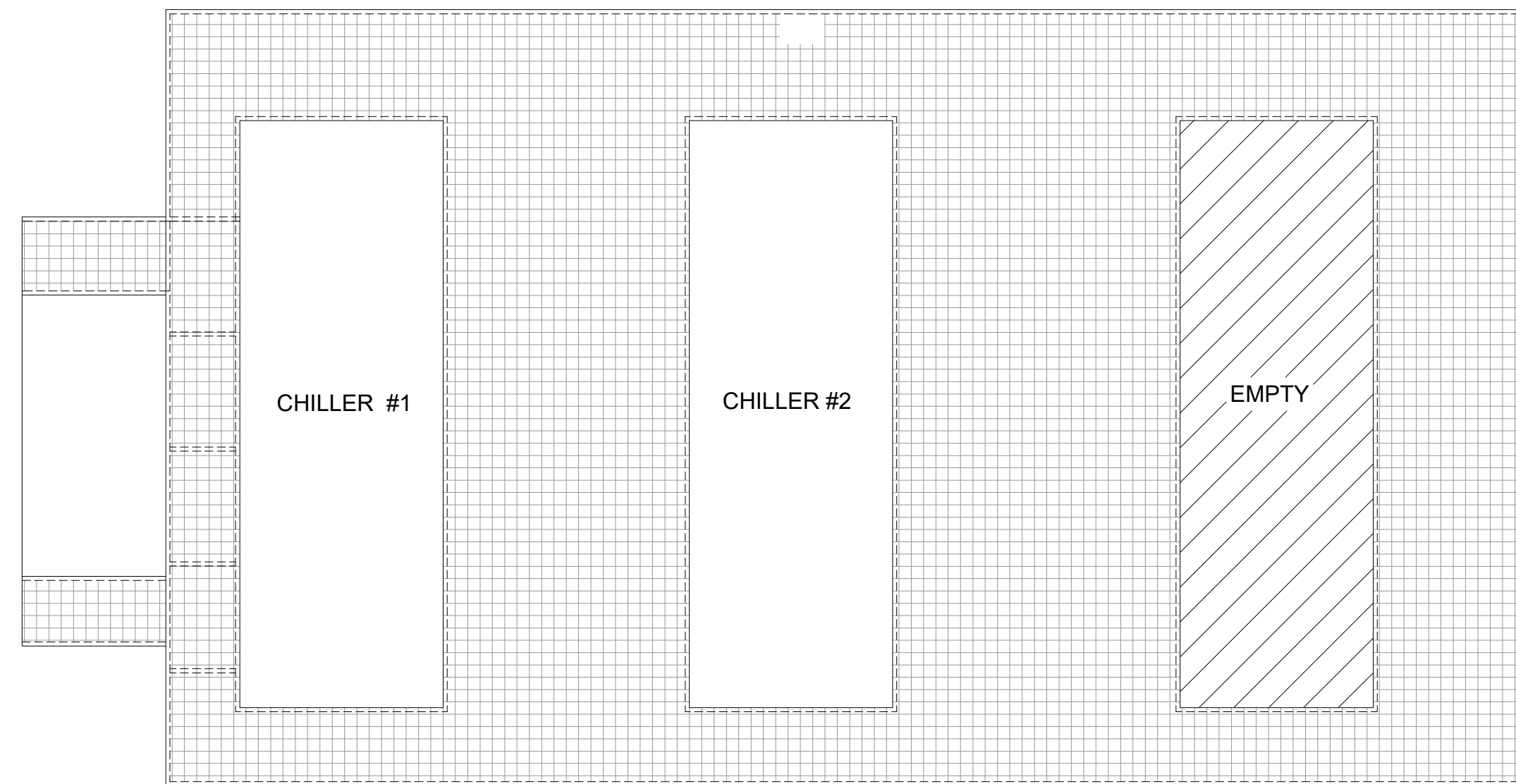
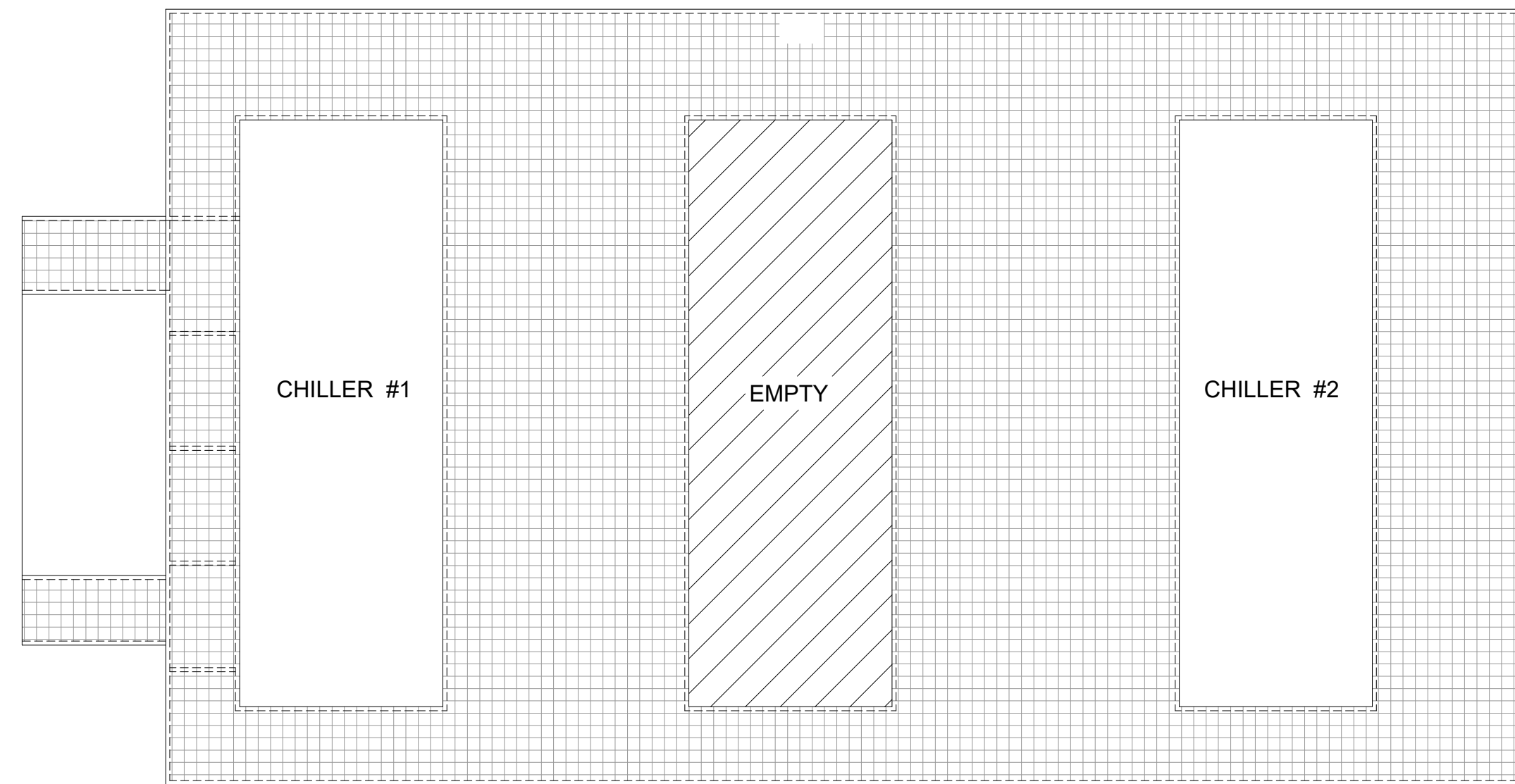


STEP 1



- 1) ESTRUCTURAL BEAM REPLACEMENT AND RESTORE ZONE #3.

STEP 2

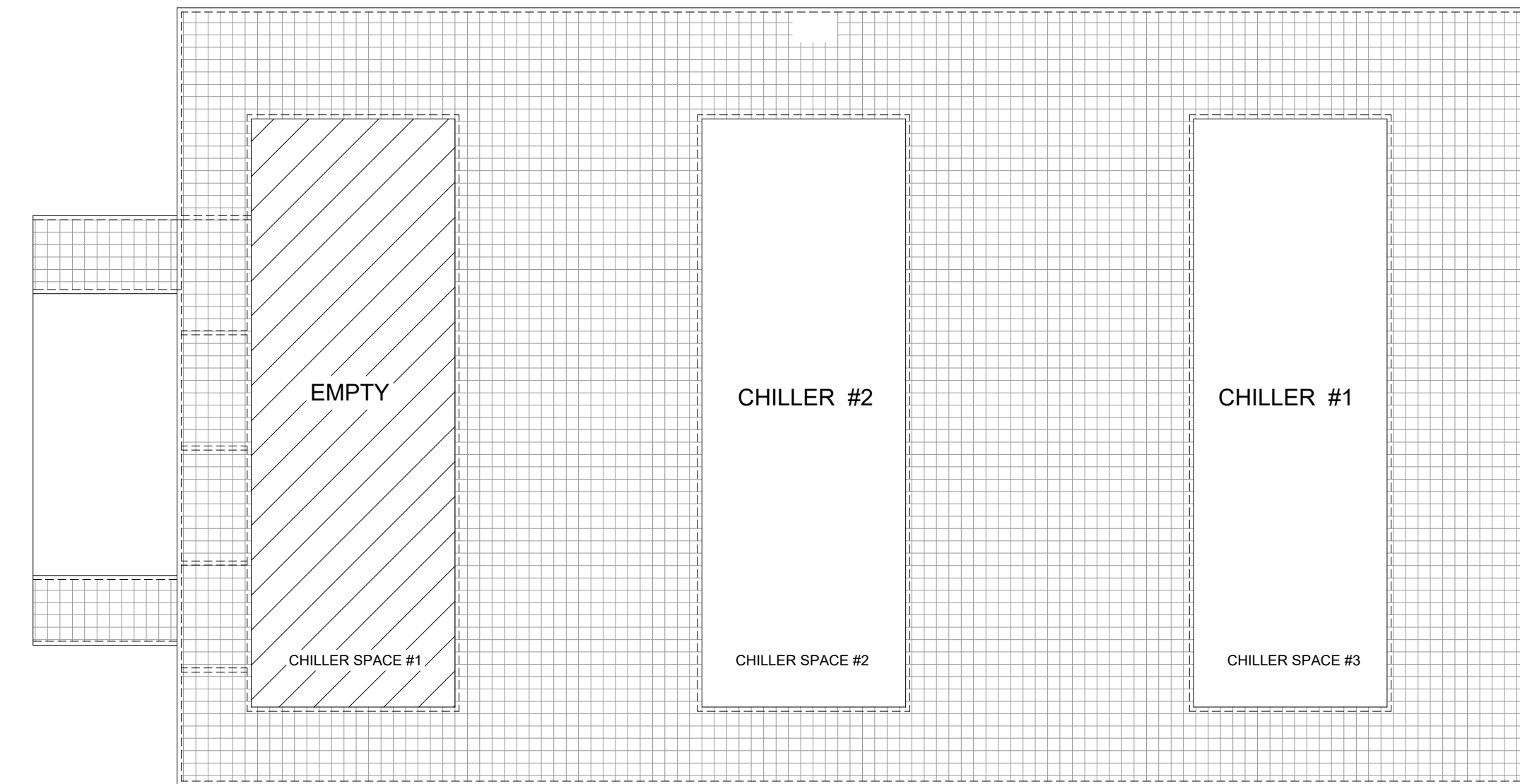


- 1) MOVE CHILLER #2 TO POSITION #3.
- 2) MADE TEMPORARY CONNECTIONS FOR CHILLER #2 OPERATION. WITH WATER FLEXIBLE HOSE AND TEMPORARY ELECTRICAL CONNECTION.
- 3) ESTRUCTURAL BEAM REPLACEMENT AND RESTORE ZONE #2.

**EXISTING FLOOR PLAN (BASE CHILLER)**

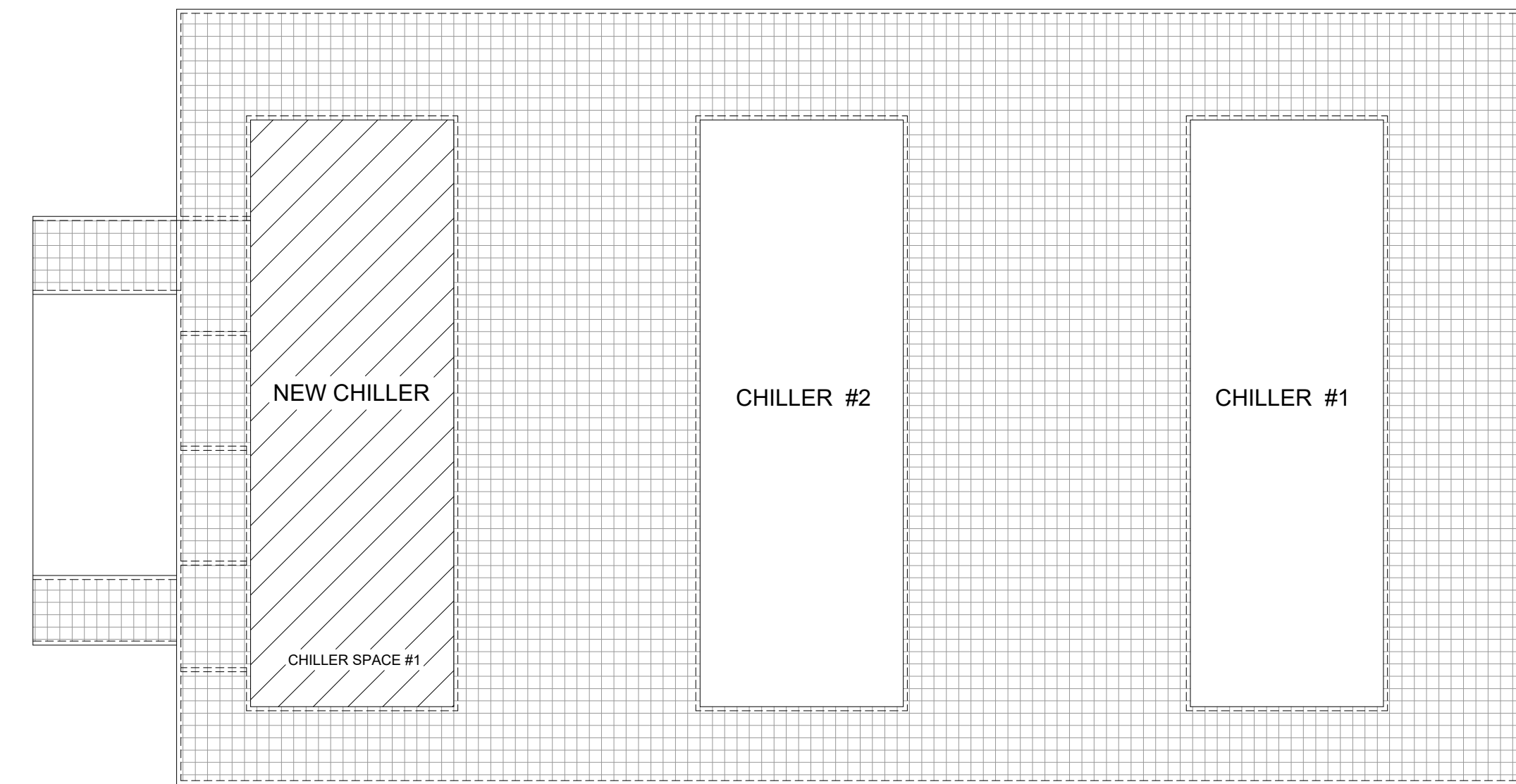
SCALE: 3/16"=1'-0"

STEP 3



- 1) MOVE CHILLER #2 TO POSITION #2. AND MADE ALL FINAL CONNECTIONS TO PROPER OPERATION AND STAR UP.
- 2) MOVE CHILLER #1 TO POSITION #3, AND COMPLETE ALL FINAL CONNECTION TO PROPER OPERATION AND STARTUP.
- 3) STRUCTURAL BEAM REPLACEMENT AND RESTORE ZONE #1.

STEP 4



- 1) INSTALL NEW CHILLER IN POSITION #1.
- 2) INSTALLATION SHALL BE MADE AS MANUFACTURE REQUIREMENTS.

**NOTE:**

THE PLANS INCLUDE A SUGGESTED WORK SEQUENCE FOR REPLACING BEAMS THAT REQUIRE IT. THE CONTRACTOR WILL BE RESPONSIBLE FOR PERFORMING THE REQUESTED WORK IN A SEQUENCE THAT DOES NOT IMPACT THE OPERATION OF THE JUDICIAL CENTER, THE BUILDING STRUCTURE, AND THE ROOF IMPERMEABILITY SYSTEM. THE BUILDING AIR CONDITIONING SYSTEM INTERRUPTION PERIOD WILL BE ON WEEKEND AND WILL NOT EXCEED TWO DAYS.

R E V I S I O N S	
NO.	DESCRIPTION

TRIBUNAL GENERAL DE JUSTICIA  
 OFICINA DE ADMINISTRACION DE LOS TRIBUNALES  
 DIRECTORIA DE ADMINISTRACION  
 OFICINA DE ADMINISTRACION Y CONSERVACION DE LOCALES

APPROVED BY: \_\_\_\_\_ APPROVED DATE: \_\_\_\_\_  
 ENCARGADO DEL AREA

PROJECT NAME:	PROJECT PHASES
PROJECT LOCATION:	C.J. DE CAROLINA
DRAWING DESCRIPTIONS:	EXISTING FLOOR PLAN
SHEET NO.:	A-03
OF:	NO.
GERENTE DE PROYECTO:	PROJECT MGR.
PROYECTO EN CARGO:	PROJECT DATE:
ESPECIALISTA:	PROJECT DATE:
CHEKED BY:	ING.
DRAWING BY:	MR. OR MSR.
PRINTING DATE:	PLOT DATE:
DRAWING SCALE:	DWG. SCALE:
FILE NAME:	FILE NAME: